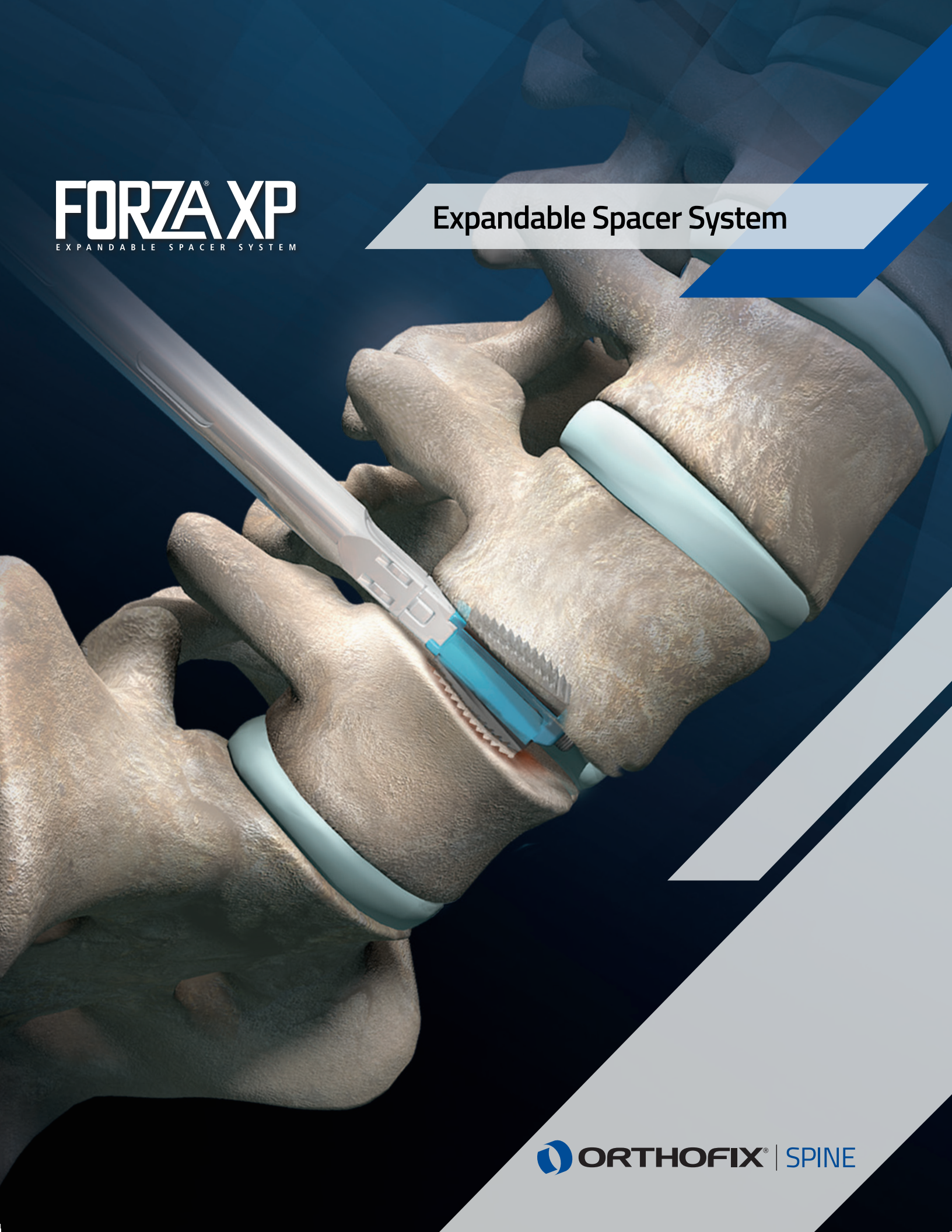


FORZA XP
EXPANDABLE SPACER SYSTEM

Expandable Spacer System



Titanium Alloy Expandable

FORZA[®] XP
EXPANDABLE SPACER SYSTEM

The FORZA[®] XP Expandable Spacer System offers titanium alloy expandable interbodies for Posterior Lumbar Interbody Fusion (PLIF) and Transforaminal Lumbar Interbody Fusion (TLIF) procedures. After insertion into the disc space, the interbodies can be expanded to fit the patient anatomy. Unlike many competitive expandables that trade off graft space in order to stay within the limits of their expansion design, FORZA XP has a large graft window and affords the user the ability to pack the graft window in situ while retaining its expansion capability.

Minimized insertion height

- Helps reduce nerve root retraction
- Less impaction force due to smaller implant insertion

Controlled continuous expansion[†]

- Not incremental like some competitors

In situ expansion

- Allows disc height restoration and an optimized fit

Automatic locking

- Height stability without an extra locking step

Anatomic profile

- Optimal fit within vertebral endplates*

Inserter stays in place for insertion, expansion and graft material post packing

- Fewer passes by nerve root with instrumentation

Placement of bone graft after expansion

- Able to fill the graft window space with implant in situ

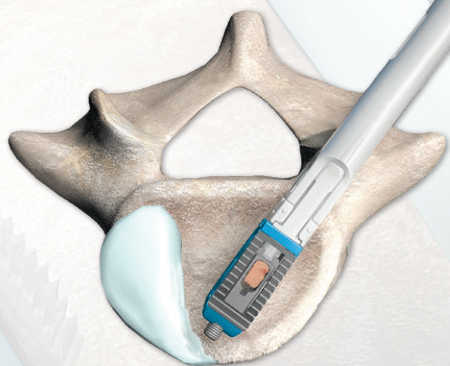
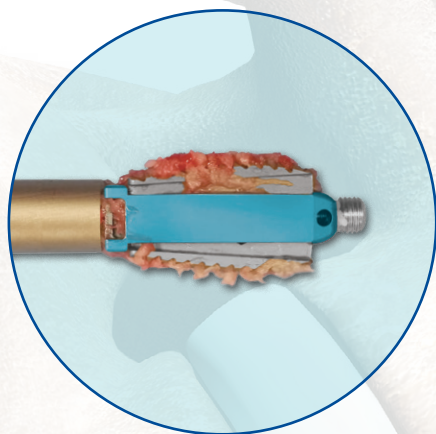


*Note: 6.5mm implants do not have anatomic endplates.

†Controlled expansion up to 3mm.

Instrumentation

FORZA XP instrumentation is designed for efficient and reliable placement of the FORZA XP spacer and packing of the graft window post expansion.



Implants

The implants come in three families with different sagittal angulations when expanded:

- **Non-Lordotic:** 0° to 5°
- **Lordotic:** 7° to 12°
- **Hyperlordotic:** 15° to 23°
- 6.5mm, 8.5mm, 10.5mm, and 12.5mm (optional) starting heights
- Up to 3mm of continuous expansion depending on implant type used
- All implants have anatomic endplates with the exception of the 6.5mm non-lordotic and lordotic starting heights
- 10mm Width
- 24mm and 28mm Lengths

Note: Many optional implants are not stocked and have a minimum 12 week lead time.

Implants

Part #	Description	Qty
Non-Lordotic		
28-2140	6.5mm H x 10mm W x 24mm L	2
28-2142	8.5mm H x 10mm W x 24mm L	3
28-2144	10.5mm H x 10mm W x 24mm L	1
28-2180	6.5mm H x 10mm W x 28mm L	1
28-2182	8.5mm H x 10mm W x 28mm L	1
Lordotic		
28-3140	6.5mm H x 10mm W x 24mm L	3
28-3142	8.5mm H x 10mm W x 24mm L	3
28-3144	10.5mm H x 10mm W x 24mm L	2
28-3180	6.5mm H x 10mm W x 28mm L	1
28-3182	8.5mm H x 10mm W x 28mm L	2
28-3184	10.5mm H x 10mm W x 28mm L	2
Hyper-Lordotic		
28-4142	8.5mm H x 10mm W x 24mm L	2
28-4144	10.5mm H x 10mm W x 24mm L	1
28-4182	8.5mm H x 10mm W x 28mm L	1
28-4184	10.5mm H x 10mm W x 28mm L	1

Optional Implants

Part #	Description
Non-Lordotic	
28-2146	12.5mm H x 10mm W x 24mm L
28-2184	10.5mm H x 10mm W x 28mm L
28-2186	12.5mm H x 10mm W x 28mm L
Lordotic	
28-3146	12.5mm H x 10mm W x 24mm L
28-3186	12.5mm H x 10mm W x 28mm L
Hyper-Lordotic	
28-4146	12.5mm H x 10mm W x 24mm L
28-4186	12.5mm H x 10mm W x 28mm L

Instruments

Part #	Description	Qty
28-1101	Implant Inserter	2
28-1003	Implant Remover	1
28-1004	Implant Remover Driver	1
28-1006	6.5mm H x 10mm W Trial	1
28-1008	8.5mm H x 10mm W Trial	1
28-1010	10.5mm H x 10mm W Trial	1
28-1021 or 28-1031	Axial Torque Limiting Handle	1
28-1023	Funnel	1
28-1027	Slap Hammer	1
28-1102	Stabilizer Driver, 24mm	2
28-1103	Stabilizer Driver, 28mm	2
28-1104	Driver Adapter	2
28-1124	Funnel Plunger	1

Optional Instruments

Part #	Description
28-1012	12.5mm H x 10mm W Trial

Note: Many optional implants are not stocked and have a minimum 12 week lead time.

FORZA Discectomy Case 89-0031

Part #	Description	Qty
Top Tray		
89-0300	Anatomic Rasp	1
89-0301	Flat Rasp	1
89-0303	Curved Rasp	1
89-0600	Nerve Root Retractor, 70°	1
89-0601	Nerve Root Retractor, 90°	1
89-0602	Malleable Nerve Root Retractor	1
89-0650	2mm Pituitary Rongeur - Straight Biting	1
89-0651	2mm Pituitary Rongeur - Up Biting	1
89-0652	4mm Pituitary Rongeur - Straight Biting	1
89-0653	4mm Pituitary Rongeur - Up Biting	1

Middle Tray

89-0372	#0 Curette Straight- Serrated	1
89-0373	#1 Curette Straight- Serrated	1
89-0376	#0 Curette Up- Serrated	1
89-0377	#1 Curette Up- Serrated	1
89-0380	#0 Curette Down- Serrated	1
89-0381	#1 Curette Down- Serrated	1
89-0385	#1 Curette Right- Serrated	1
89-0389	#1 Curette Left- Serrated	1
89-0390	Small Ring Curette - 6W x 10L	1
89-0391	Large Ring Curette - 10W x 10L	1

Bottom Tray

89-0250	6mm Paddle Distractor	1
89-0251	7mm Paddle Distractor	1
89-0252	8mm Paddle Distractor	1
89-0253	9mm Paddle Distractor	1
89-0254	10mm Paddle Distractor	1
89-0255	11mm Paddle Distractor	1
89-0256	12mm Paddle Distractor	1
89-0257	13mm Paddle Distractor	1
89-0258	14mm Paddle Distractor	1
89-0259	15mm Paddle Distractor	1
89-0260	16mm Paddle Distractor	1

Part #	Description	Qty
Bottom Tray (cont.)		
89-0406	6mm Rotating Cutter	1
89-0407	7mm Rotating Cutter	1
89-0408	8mm Rotating Cutter	1
89-0409	9mm Rotating Cutter	1
89-0410	10mm Rotating Cutter	1
89-0411	11mm Rotating Cutter	1
89-0412	12mm Rotating Cutter	1
89-0413	13mm Rotating Cutter	1
89-0414	14mm Rotating Cutter	1
89-0415	15mm Rotating Cutter	1
89-0416	16mm Rotating Cutter	1

Discectomy Case

89-0092	Discectomy Case and Trays
---------	---------------------------

Order by Request - Discectomy Instruments

89-0351	#00 Curette Straight - Smooth
89-0353	#1 Curette Straight - Smooth
89-0355	#00 Curette Up - Smooth
89-0356	#0 Curette Up - Smooth
89-0357	#1 Curette Up - Smooth
89-0359	#00 Curette Down - Smooth
89-0360	#0 Curette Down - Smooth
89-0361	#1 Curette Down - Smooth
89-0364	#0 Curette Right - Smooth
89-0365	#1 Curette Right - Smooth
89-0368	#0 Curette Left - Smooth
89-0369	#1 Curette Left - Smooth
89-0342	#00 Curette 90° Down - Smooth
89-0343	#0 Curette 90° Down - Smooth
89-0344	#1 Curette 90° Down - Smooth
89-0346	#00 Curette 90° Down - Serrated
89-0347	#0 Curette 90° Down - Serrated
89-0348	#1 Curette 90° Down - Serrated

Please visit Orthofix.com/IFU for full information on indications for use, contraindications, warnings, precautions, adverse reactions and sterilization.

Caution: Federal law (USA) restricts this device to sale by or on the order of a physician. Proper surgical procedure is the responsibility of the medical professional. Operative techniques are furnished as an informative guideline. Each surgeon must evaluate the appropriateness of a technique based on his or her personal medical credentials and experience.



Orthofix
3451 Plano Parkway
Lewisville, Texas 75056-9453 USA
1.214.937.3199
1.888.298.5700
www.orthofix.com



Medical Device Safety Services (MDSS):
Schiffgraben 41
30175, Hannover
Germany
+49 511 6262 8630
www.mdss.com

Rx Only
CE ²⁷⁹⁷

Orthofix products or services referenced herein are trademarks or registered trademarks of Orthofix Medical Inc. and its group of companies. Any rights not expressly granted herein are reserved.